



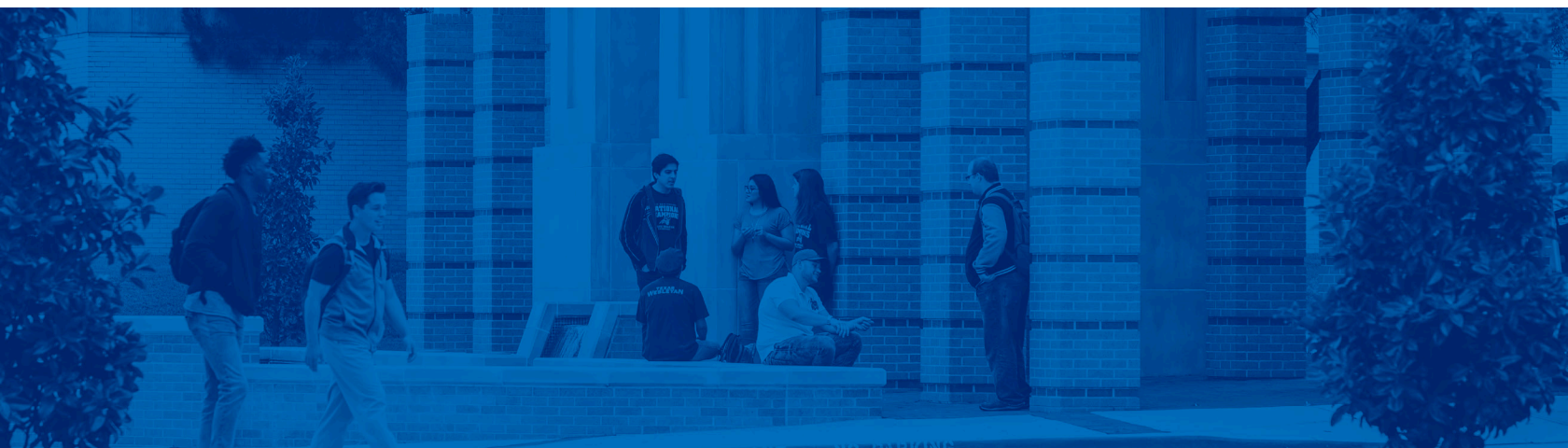
Texas Wesleyan
UNIVERSITY

RETURNING TO CAMPUS GUIDEBOOK

UPDATED 07.21.22

TABLE OF CONTENTS

Returning to Campus Guidebook	3
Preparing the Campus	4
Campus Expectations and Guidelines.....	4
General Guidelines and Response Strategies	4
Before Leaving Home for Campus	5
• Daily Screening	5
Updated Mask Policy.....	5
• Mask Etiquette.....	5
Your Guide to Masks	6
COVID-19 Symptoms and Testing.....	7
• COVID-19 Symptoms or Positive Test	7
When to Stay Home	8
Quarantine and Isolation Requirements.....	10
Morton Fitness Center	15
Additional Resources	16



RETURNING TO CAMPUS GUIDEBOOK

To ensure overall safety for our Texas Wesleyan University community, the following student guidance is designed to aid in the prevention of exposure to COVID-19.

COVID-19 is caused by a coronavirus called SARS-CoV-2. Coronaviruses are a large family of viruses that are common in people and many different species of animals. The virus that causes COVID-19 is thought to spread mainly from person to person, primarily through respiratory droplets produced when an infected person coughs or sneezes. Spreading of the virus is more likely to happen when people are in close contact with one another (within about 6 feet).



PREPARING THE CAMPUS

Students can prevent and slow the spread of COVID-19 by following the recommended guidelines and procedures in this guidebook. Students should plan to respond in a flexible manner to varying degrees of COVID-19 transmission prevention within the campus.

The university will continue to operate in accordance with guidance from the Centers for Disease Control and Prevention (CDC) Considerations for Institutes of Higher Education and state and local orders so that timely and accurate information may direct appropriate responses. Local conditions will influence the decisions that public health officials make regarding transmission prevention community-level strategies.

CAMPUS EXPECTATIONS AND GUIDELINES

All students are expected to fully comply with the policies, protocols and guidelines outlined in this document as part of the Texas Wesleyan University Student Handbook. Failure to do so may result in disciplinary action.

GENERAL GUIDELINES AND RESPONSE STRATEGIES

Students must remember that there is the possibility that they may have already contracted COVID-19 and are an asymptomatic carrier who could spread the virus despite not showing symptoms. Students should always conduct themselves as if they are an asymptomatic carrier. The following policies and procedures are designed to minimize risk to yourself and others while on campus.

The following guidelines must be followed by students to ensure the health and safety of all members of the Texas Wesleyan University campus community.

STAY HOME IF YOU ARE SICK – Students must stay home if they are feeling ill, stay away from others and seek medical care early if showing symptoms of COVID-19.

HIGH-RISK INDIVIDUALS – Students must notify the Dean of Students office (deanofstudents@txwes.edu or 817-531-4872) immediately if any student goes home due to COVID-19 related symptoms or is tested and diagnosed with COVID-19. Students who identify as being in a high-risk illness related category noted by the CDC regarding COVID-19 and would like to discuss possible accommodations with the Dean of Students office, please contact the office at deanofstudents@txwes.edu.

Information on the high-risk illness related categories, please visit the following link: <https://www.cdc.gov/coronavirus/2019-ncov/need-extra-precautions/people-with-medical-conditions.html>

BEFORE LEAVING HOME FOR CAMPUS

DAILY SCREENING PROCEDURES

All students are requested to conduct a self-screen for COVID-19 for symptoms prior to leaving home (or their room in the residence halls), including checking your temperature.

Questions to evaluate your health:

1. Have you had any contact with person who is/was positive for COVID-19?
2. Have you developed new or worsening cough or shortness of breath/difficulty breathing?
3. Do you have a fever (subjective or >100.4)?
4. Have you had at least two of the following symptoms: chills, repeated shaking with chills, muscle pain, headache, sore throat, new loss of taste or smell, diarrhea?

If you do not feel well enough to come to campus, you must stay home and contact the Dean of Students office (deanofstudents@txwes.edu).

UPDATED MASK POLICY

BASED ON THE CDC'S FEB. 2022 UPDATE TO THEIR GUIDELINES:

- Indoor and outdoor mask wearing will no longer be required, but all employees and students are welcome to wear a mask if they choose to do so.
- People with symptoms or exposure to someone with COVID-19 should wear a mask.
- If you are at high risk for severe illness or immunocompromised, you are encouraged to talk to your healthcare provider about whether you need to wear a mask.
- Read the CDC's guidelines here: <https://www.cdc.gov/coronavirus/2019-ncov/science/community-levels.html>
- Any changes to the current mask policy will be communicated.

MASK ETIQUETTE:

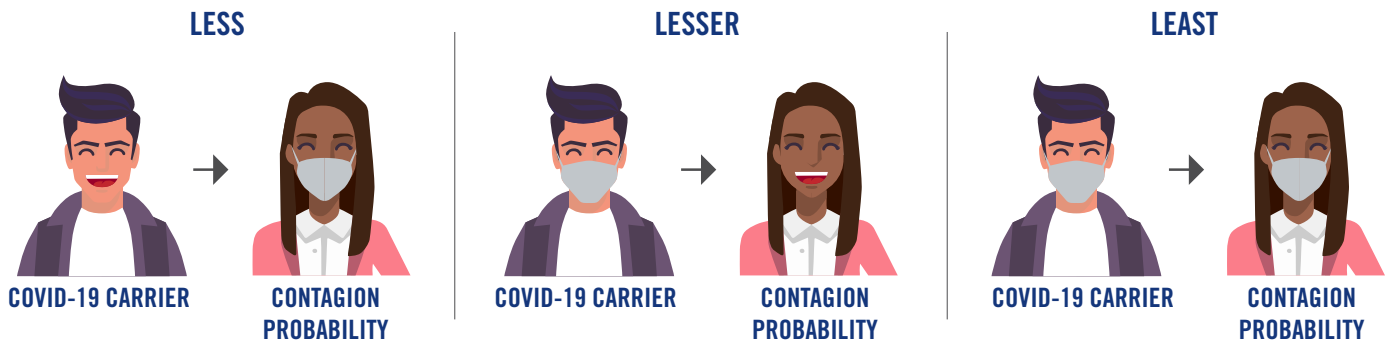
It's up to us as a RAMily to be respectful and considerate of our classmates, students, coworkers and neighbors when it comes to wearing a mask. Making the decision to wear a mask is a personal choice — just like choosing between Which Wich and Zoca at Gina's Café.





While you may choose to wear a mask, others may choose not to. Here are a couple of etiquette tips to keep in mind.

- Be respectful. If someone chooses to wear a mask, they could have a reason that only they know about. From caring for or living with an immunocompromised person to being at high risk of illness themselves, there are still plenty of reasons to continue wearing a mask.

- Be considerate and use your best judgement. If you enter a space and see that the faculty, staff or students are wearing masks, consider asking if they would prefer if you wore a mask and respect their requests.
- Be accommodating. If you are choosing not to wear a mask but someone else is, don't ask them to remove their mask.

YOUR GUIDE TO MASKS



		TYPE AND INTENDED USE OF FACE COVERINGS/MASKS			
		CLOTH FACE COVERING	DISPOSABLE MASK	MEDICAL-GRADE SURGICAL MASK	N95 RESPIRATOR
TYPE					
DESCRIPTION		Home-made or commercially manufactured face coverings that are washable and help contain wearer's respiratory emissions	Commercially manufactured masks that help contain wearer's respiratory emissions	FDA-approved masks to protect the wearer from large droplets and splashes; helps contain wearer's respiratory emissions	Provide effective respiratory protection from airborne particles and aerosols; helps contain wearer's respiratory emissions

COVID-19 SYMPTOMS AND TESTING

COVID-19 SYMPTOMS OR POSITIVE TEST

Always follow the guidance of your health care provider, and subsequently, the Dean of Students office before returning to campus.

Students who appear to have symptoms upon arrival at the campus or who become sick during the day should immediately separate from others, return home and notify the Dean of Students office (deanofstudents@txwes.edu). If a student has a fever, cough or is experiencing shortness of breath but has not taken a test or has not received the results from a test, the Dean of Students office will presume that they are positive for COVID-19 until notified otherwise.

SYMPTOMS OF COVID-19 INCLUDE ONE OR MORE OF THE FOLLOWING:

- ✓ Cough
- ✓ Shortness of breath or difficulty breathing
- ✓ Headache
- ✓ Fever or chills
- ✓ Runny nose or new sinus congestion
- ✓ Fatigue
- ✓ Sore throat
- ✓ New loss of taste or smell
- ✓ Muscle pain/aches
- ✓ Nausea or vomiting
- ✓ New GI symptoms (i.e. diarrhea)

STUDENT COVID-19 TESTING INFORMATION

If you are exhibiting symptoms, please contact your primary care physician for testing and screening information.

WHEN TO STAY HOME

CALCULATING QUARANTINE

The date of your exposure is considered day 0. **Day 1 is the first full day after your last contact with a person who has had COVID-19.** Stay home and away from other people for at least 5 days. [Learn why CDC updated guidance for the general public.](#)

<p>IF YOU Were exposed to COVID-19 and are NOT up-to-date on COVID-19 vaccinations</p>	<p>QUARANTINE FOR AT LEAST 5 DAYS</p> <p>STAY HOME Stay home and quarantine for at least 5 full days.</p> <p>Wear a well-fitted mask if you must be around others in your home.</p> <p>GET TESTED Even if you don't develop symptoms, get tested at least 5 days after you last had close contact with someone with COVID-19.</p>	<p>AFTER QUARANTINE</p> <p>WATCH FOR SYMPTOMS Watch for symptoms until 10 days after you last had close contact with someone with COVID-19.</p> <p>IF YOU DEVELOP SYMPTOMS Isolate immediately and get tested. Continue to stay home until you know the results. Wear a well-fitted mask around others.</p>	<p>TAKE PRECAUTIONS UNTIL DAY 10</p> <p>WEAR A MASK Wear a well-fitted mask for 10 full days any time you are around others inside your home or in public. Do not go to places where you are unable to wear a mask.</p> <p>AVOID TRAVEL</p> <p>AVOID BEING AROUND PEOPLE WHO ARE AT HIGH RISK</p>
<p>IF YOU Were exposed to COVID-19 and are up-to-date on COVID-19 vaccinations</p>	<p>NO QUARANTINE You do not need to stay home unless you develop symptoms.</p> <p>GET TESTED Even if you don't develop symptoms, get tested at least 5 days after you last had close contact with someone with COVID-19.</p>	<p>WATCH FOR SYMPTOMS Watch for symptoms until 10 days after you last had close contact with someone with COVID-19.</p> <p>IF YOU DEVELOP SYMPTOMS Isolate immediately and get tested. Continue to stay home until you know the results. Wear a well-fitted mask around others.</p>	<p>TAKE PRECAUTIONS UNTIL DAY 10</p> <p>WEAR A MASK Wear a well-fitted mask for 10 full days any time you are around others inside your home or in public. Do not go to places where you are unable to wear a mask.</p> <p>AVOID TRAVEL</p> <p>AVOID BEING AROUND PEOPLE WHO ARE AT HIGH RISK</p>
<p>IF YOU were exposed to COVID-19 and had confirmed COVID-19 within the past 90 days (you tested positive using a viral test)</p>	<p>NO QUARANTINE You do not need to stay home unless you develop symptoms.</p>	<p>WATCH FOR SYMPTOMS Watch for symptoms until 10 days after you last had close contact with someone with COVID-19.</p> <p>IF YOU DEVELOP SYMPTOMS Isolate immediately and get tested. Continue to stay home until you know the results. Wear a well-fitted mask around others.</p>	<p>TAKE PRECAUTIONS UNTIL DAY 10</p> <p>WEAR A MASK Wear a well-fitted mask for 10 full days any time you are around others inside your home or in public. Do not go to places where you are unable to wear a mask.</p> <p>AVOID TRAVEL</p> <p>AVOID BEING AROUND PEOPLE WHO ARE AT HIGH RISK</p>

CALCULATING ISOLATION

Day 0 is your first day of symptoms or a positive test, whichever came first. **Day 1 is the first full day after your symptoms developed or your test specimen was collected.** If you have COVID-19 or have symptoms, isolate for at least 5 days.

IF YOU

Tested positive for COVID-19 or have symptoms, regardless of vaccination status

STAY HOME FOR AT LEAST 5 DAYS

Stay home for 5 days and [isolate](#) from others in your home.

Wear a well-fitted mask if you must be around others in your home.

ENDING ISOLATION IF YOU HAD SYMPTOMS

[End isolation after 5 full days](#) if you are fever-free for 24 hours (without the use of fever-reducing medication) and your symptoms are improving.

ENDING ISOLATION IF YOU DID NOT HAVE SYMPTOMS

[End isolation after at least 5 full days](#) after your positive test.

IF YOU WERE SEVERELY ILL WITH COVID-19

You should isolate for at least 10 days. [Consult your doctor before ending isolation.](#)

TAKE PRECAUTIONS UNTIL DAY 10

WEAR A MASK

Wear a well-fitted mask for 10 full days any time you are around others inside your home or in public. Do not go to places where you are unable to wear a mask.

AVOID TRAVEL

AVOID BEING AROUND PEOPLE WHO ARE AT HIGH RISK

DEFINITIONS

EXPOSURE

Contact with someone infected with SARS-CoV-2, the virus that causes COVID-19, in a way that increases the likelihood of getting infected with the virus.

CLOSE CONTACT

Close contacts are someone who were less than 6 feet away from an infected person (laboratory-confirmed or a clinical diagnosis) for a cumulative total of 15 minutes or more over a 24-hour period. For example, three individual 5-minute exposures for a total of 15 minutes.

QUARANTINE AND ISOLATION REQUIREMENTS

If you are required to quarantine or isolate, you are required to notify the Dean of Students Office at deanofstudents@txwes.edu. The Dean of Students Office will then notify your instructors of your required quarantine/isolation.

QUARANTINE: You quarantine when you may have been exposed to the COVID-19 virus.

ISOLATION: Is used to separate people with confirmed or suspected COVID-19 from those without COVID-19.

These quarantine and isolation requirements follow the guidance from the CDC.

QUARANTINE

Quarantine is a strategy used to prevent transmission of COVID-19 by keeping people who have been in close contact with someone with COVID-19 apart from others.

WHO DOES NOT NEED TO QUARANTINE?

If you had close contact with someone with COVID-19 and you are in one of the following groups, you **do not need to quarantine**.

- You are [up-to-date](#) with your COVID-19 vaccines.
- You had confirmed COVID-19 within the last 90 days (meaning you tested positive using a [viral test](#)).

You should wear a [well-fitting mask](#) around others for 10 days from the date of your last close contact with someone with COVID-19 (the date of last close contact is considered day 0). [Get tested](#) at least 5 days after you last had close contact with someone with COVID-19. If you test positive or develop COVID-19 symptoms, isolate from other people and follow recommendations in the [Isolation](#) section below. If you tested positive for COVID-19 with a [viral test](#) within the previous 90 days and subsequently recovered and remain without COVID-19 symptoms, you do not need to quarantine or get tested after close contact. You should wear a [well-fitting mask](#) around others for 10 days from the date of your last close contact with someone with COVID-19 (the date of last close contact is considered day 0).

WHO SHOULD QUARANTINE?

If you come into close contact with someone with COVID-19, you should quarantine if you are not [up-to-date](#) on COVID-19 vaccines. This includes people who are not vaccinated.

WHAT TO DO FOR QUARANTINE

- Stay home and away from other people for at least 5 days (day 0 through day 5) after your last contact with a person who has COVID-19. The date of your exposure is considered day 0. Wear a [well-fitting mask](#) when around others at home, if possible.
- For 10 days after your last close contact with someone with COVID-19, watch for fever (100.4°F or greater), cough, shortness of breath, or other [COVID-19 symptoms](#).
- If you develop symptoms, [get tested](#) immediately and isolate until you receive your test results. If you test

positive, follow isolation recommendations.

- If you do not develop symptoms, [get tested](#) at least 5 days after you last had close contact with someone with COVID-19.
 - If you test negative, you can leave your home, but continue to wear a [well-fitting mask](#) when around others at home and in public until 10 days after your last close contact with someone with COVID-19.
 - If you test positive, you should isolate for at least 5 days from the date of your positive test (if you do not have symptoms). If you do develop [COVID-19 symptoms](#), isolate for at least 5 days from the date your symptoms began (the date the symptoms started is day 0). Follow recommendations in the [isolation](#) section below.
 - If you are unable to get a test 5 days after last close contact with someone with COVID-19, you can leave your home after day 5 if you have been without [COVID-19 symptoms](#) throughout the 5-day period. Wear a [well-fitting mask](#) for 10 days after your date of last close contact when around others at home and in public.
 - Avoid people who are [immunocompromised or at high risk for severe disease](#), and nursing homes and other high-risk settings, until after at least 10 days.
- If possible, stay away from people you live with, especially people who are at [higher risk](#) for getting very sick from COVID-19, as well as others outside your home throughout the full 10 days after your last close contact with someone with COVID-19.
- If you are unable to quarantine, you should wear a [well-fitting mask](#) for 10 days when around others at home and in public.
- If you are unable to wear a mask when around others, you should continue to quarantine for 10 days. Avoid people who are [immunocompromised or at high risk for severe disease](#), and nursing homes and other high-risk settings, until after at least 10 days.
- Do not travel during your 5-day quarantine period. Get tested at least 5 days after your last close contact and make sure your test result is negative and you remain without symptoms before traveling. If you don't get tested, delay travel until 10 days after your last close contact with a person with COVID-19. If you must travel before the 10 days are completed, wear a [well-fitting mask](#) when you are around others for the entire duration of travel during the 10 days. If you are unable to wear a mask, you should not travel during the 10 days.
- Do not go to places where you are unable to wear a mask, such as restaurants and some gyms, and avoid eating around others at home and at work until after 10 days after your last close contact with someone with COVID-19.

AFTER QUARANTINE

- Watch for symptoms until 10 days after your last close contact with someone with COVID-19.
- If you have symptoms, isolate immediately and [get tested](#).

QUARANTINE IN HIGH-RISK CONGREGATE SETTINGS

In certain congregate settings that have high risk of secondary transmission (such as correctional and detention facilities, homeless shelters, or cruise ships), CDC recommends a 10-day quarantine for residents, regardless of vaccination and booster status. During periods of critical staffing shortages, facilities may consider shortening the quarantine period for staff to ensure continuity of operations. Decisions to shorten quarantine in these settings should be made in consultation with state, local, tribal, or territorial health departments and should take into consideration the context and characteristics of the facility. CDC's [setting-specific guidance](#) provides additional recommendations for these settings.

ISOLATION

Isolation is used to separate people with confirmed or suspected COVID-19 from those without COVID-19. People who are in isolation should stay home until it's safe for them to be around others. At home, anyone sick or infected should separate from others, or wear a [well-fitting mask](#) when they need to be around others. People in isolation should stay in a specific "sick room" or area and use a separate bathroom if available. Everyone who has presumed or confirmed COVID-19 should stay home and isolate from other people for at least 5 full days (day 0 is the first day of symptoms or the date of the day of the positive viral test for asymptomatic persons). They should wear a mask when around others at home and in public for an additional 5 days. People who are confirmed to have COVID-19 or are showing symptoms of COVID-19 need to isolate regardless of their vaccination status. This includes:

- People who have a [positive viral test](#) for COVID-19, regardless of whether or not they have [symptoms](#).
- People with [symptoms](#) of COVID-19, including people who are awaiting test results or have not been tested. People with symptoms should isolate even if they do not know if they have been in close contact with someone with COVID-19.

WHAT TO DO FOR ISOLATION

- Monitor your [symptoms](#). If you have an [emergency warning sign](#) (including trouble breathing), seek emergency medical care immediately.
- Stay in a separate room from other household members, if possible.
- Use a separate bathroom, if possible.
- Take steps to [improve ventilation at home](#), if possible.
- Avoid contact with other members of the household and pets.
- Don't share personal household items, like cups, towels, and utensils.
- Wear a [well-fitting mask](#) when you need to be around other people.

Learn more about [what to do if you are sick](#) and [how to notify your contacts](#).

ENDING ISOLATION FOR PEOPLE WHO HAD COVID-19 AND HAD SYMPTOMS

If you had COVID-19 and had [symptoms](#), isolate for at least 5 days. To calculate your 5-day isolation period, day 0 is your first day of symptoms. Day 1 is the first full day after your symptoms developed. You can leave isolation after 5 full days.

- You can end isolation after 5 full days if you are fever-free for 24 hours without the use of fever-reducing

medication and your other symptoms have improved (Loss of taste and smell may persist for weeks or months after recovery and need not delay the end of isolation).

- You should continue to wear a [well-fitting mask](#) around others at home and in public for 5 additional days (day 6 through day 10) after the end of your 5-day isolation period. If you are unable to wear a mask when around others, you should continue to isolate for a full 10 days. Avoid people who are [immunocompromised or at high risk for severe disease](#), and nursing homes and other high-risk settings, until after at least 10 days.
- If you continue to have fever or your other symptoms have not improved after 5 days of isolation, you should wait to end your isolation until you are fever-free for 24 hours without the use of fever-reducing medication and your other symptoms have improved. Continue to wear a [well-fitting mask](#). Contact your healthcare provider if you have questions.
- Do not travel during your 5-day isolation period. After you end isolation, avoid travel until a full 10 days after your first day of symptoms. If you must travel on days 6-10, wear a [well-fitting mask](#) when you are around others for the entire duration of travel. If you are unable to wear a mask, you should not travel during the 10 days.
- Do not go to places where you are unable to wear a mask, such as restaurants and some gyms, and avoid eating around others at home and at work until a full 10 days after your first day of symptoms.

If an individual has access to a test and wants to test, the best approach is to use an [antigen test](#)¹ towards the end of the 5-day isolation period. Collect the test sample only if you are fever-free for 24 hours without the use of fever-reducing medication and your other symptoms have improved (loss of taste and smell may persist for weeks or months after recovery and need not delay the end of isolation). If your test result is positive, you should continue to isolate until day 10. If your test result is negative, you can end isolation, but continue to wear a [well-fitting mask](#) around others at home and in public until day 10. Follow additional recommendations for masking and restricting travel as described above.

¹As noted in the [labeling for authorized over-the counter antigen tests](#): Negative results should be treated as presumptive. Negative results do not rule out SARS-CoV-2 infection and should not be used as the sole basis for treatment or patient management decisions, including infection control decisions. To improve results, antigen tests should be used twice over a three-day period with at least 24 hours and no more than 48 hours between tests.

Note that these recommendations on ending isolation **do not** apply to people with moderate or severe COVID-19 or with weakened immune systems (immunocompromised). See section below for recommendations for when to end isolation for these groups.

ENDING ISOLATION FOR PEOPLE WHO TESTED POSITIVE FOR COVID-19 BUT HAD NO SYMPTOMS

If you test positive for COVID-19 and never develop [symptoms](#), isolate for at least 5 days. Day 0 is the day of your positive viral test (based on the date you were tested) and day 1 is the first full day after the specimen was collected for your positive test. You can leave isolation after 5 full days.

- If you continue to have no symptoms, you can end isolation after at least 5 days.

- You should continue to wear a [well-fitting mask](#) around others at home and in public until day 10 (day 6 through day 10). If you are unable to wear a mask when around others, you should continue to isolate for 10 days. Avoid people who are [immunocompromised or at high risk for severe disease](#), and nursing homes and other high-risk settings, until after at least 10 days.
- If you develop [symptoms](#) after testing positive, your 5-day isolation period should start over. Day 0 is your first day of symptoms. Follow the recommendations above for [ending isolation for people who had COVID-19 and had symptoms](#).
- Do not travel during your 5-day isolation period. After you end isolation, avoid travel until 10 days after the day of your positive test. If you must travel on days 6-10, wear a [well-fitting mask](#) when you are around others for the entire duration of travel. If you are unable to wear a mask, you should not travel during the 10 days after your positive test.
- Do not go to places where you are unable to wear a mask, such as restaurants and some gyms, and avoid eating around others at home and at work until 10 days after the day of your positive test.

If an individual has access to a test and wants to test, the best approach is to use an [antigen test](#)¹ towards the end of the 5-day isolation period. If your test result is positive, you should continue to isolate until day 10. If your test result is negative, you can end isolation, but continue to wear a well-fitting mask around others at home and in public until day 10. Follow additional recommendations for masking and restricting travel described above.

¹As noted in the [labeling for authorized over-the-counter antigen tests](#): Negative results should be treated as presumptive. Negative results do not rule out SARS-CoV-2 infection and should not be used as the sole basis for treatment or patient management decisions, including infection control decisions. To improve results, antigen tests should be used twice over a three-day period with at least 24 hours and no more than 48 hours between tests.

ENDING ISOLATION FOR PEOPLE WHO WERE SEVERELY ILL WITH COVID-19 OR HAVE A WEAKENED IMMUNE SYSTEM (IMMUNOCOMPROMISED)

People who are severely ill with COVID-19 (including those who were hospitalized or required intensive care or ventilation support) and people with [compromised immune systems](#) might need to isolate at home longer. They may also require testing with a [viral test](#) to determine when they can be around others. CDC recommends an isolation period of at least 10 and up to 20 days for people who were severely ill with COVID-19 and for [people with weakened immune systems](#). Consult with your healthcare provider about when you can resume being around other people.

People who are immunocompromised should talk to their healthcare provider about the potential for reduced immune responses to COVID-19 vaccines and the need to continue to follow [current prevention measures](#) (including wearing a [well-fitting mask](#), [staying 6 feet apart from others](#) they don't live with, and avoiding crowds and poorly ventilated indoor spaces) to protect themselves against COVID-19 until advised otherwise by their healthcare provider. Close contacts of immunocompromised people – including household members – should also be encouraged to receive all [recommended COVID-19 vaccine doses](#) to help protect these people.

MORTON FITNESS CENTER

OPERATION HOURS

This allows the Wesleyan community to use the facility before and after classes.

- Monday - Thursday: 7 a.m. - 8 p.m.
- Friday - 7 a.m. - 6 p.m.
- Saturday - Closed
- Sunday - 4 - 8 p.m.

HEALTH AND SAFETY MEASURES WITHIN THE FACILITY

- Maintain physical distancing of 6 feet or more.
- Morton Fitness Center employees will be required to wear masks and appropriate personal protective equipment. Individuals exercising will be required to wear a mask at all times.
- The fitness center will provide access to soap and water for hand washing or an alcohol-based hand sanitizer at stations around the gym for use by employees and members.
- Require employees to wash hands for at least 20 seconds regularly.
- Check-Ins will remain contactless with members scanning their TXWES ID cards.
- Cardio & weight equipment will be arranged and marked with a blue marking. All equipment marked with a blue dot will be allowed to be occupied and will allow the members to maintain the 6-foot distancing requirement.
- All equipment will be cleaned and disinfected between each use.
- Limited hours allows the cleaning crew ample time to clean the entire facility.
- The purchasing of overnight locker rentals will not be allowed.
- Group Fitness classes will be suspended until further notice.
- Towels will continued to be provided by the Morton Fitness Center:
 - The MFC will use the warmest appropriate water setting and will dry items completely.
 - All employees will be required to wear gloves when handling used towels from guests.
 - All towels will be required to be disposed of into the designated baskets located throughout the facility.
 - After emptying each basket, employees will be required to clean and sanitize that same basket.
 - After handling used towels, employees will remove gloves and wash their hands immediately.

FACILITY CAPACITY

- Weight Room Section:
 - No more than 6 individuals to exercise in the blue designated spots and still maintain the 6-foot

distancing requirement.

- Cardio Room Section:
 - No more than 6 individuals to exercise in the blue designated spots and still maintain the 6-foot distancing requirement.
- Studio Room:
 - Closed until further notice.
- Locker & Restrooms:
 - Men's Restroom: Has 4 bathroom stalls and 3 shower stalls.
 - Women's Restroom: Has 4 bathroom stalls and 3 shower stalls.
 - Only 2 shower stalls can be occupied at the same time.
 - Only 4 individuals are allowed to enter and occupy this area at one given time.

ADDITIONAL RESOURCES

Texas Wesleyan University Website – (<https://txwes.edu/coronavirus/>)

Tarrant County Public Health COVID-19 Website – (<https://www.tarrantcounty.com/en/public-health/disease-control---prevention/coronaviruas.html>)

CDC Website – (<https://www.cdc.gov>)

Texas Department of State Health Services (DSHS) Website on COVID-19 – (<https://www.dshs.state.tx.us/coronavirus/>)

OSHA Guidance on Preparing Workplaces for COVID-19 – (<https://www.osha.gov/Publications/OSHA3990.pdf>)